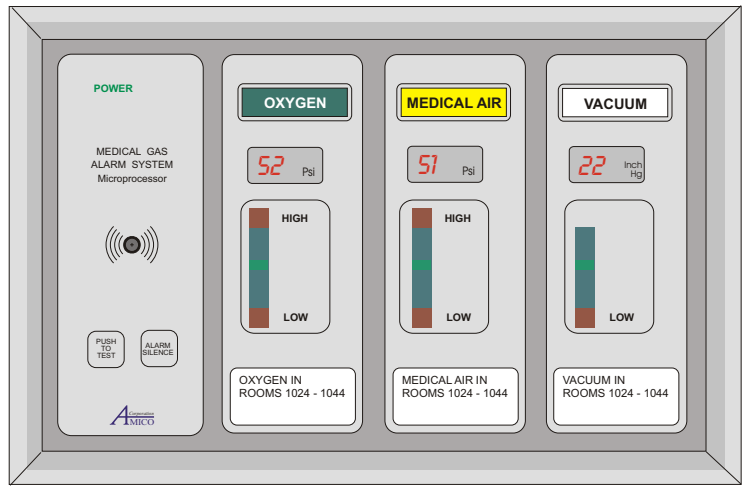
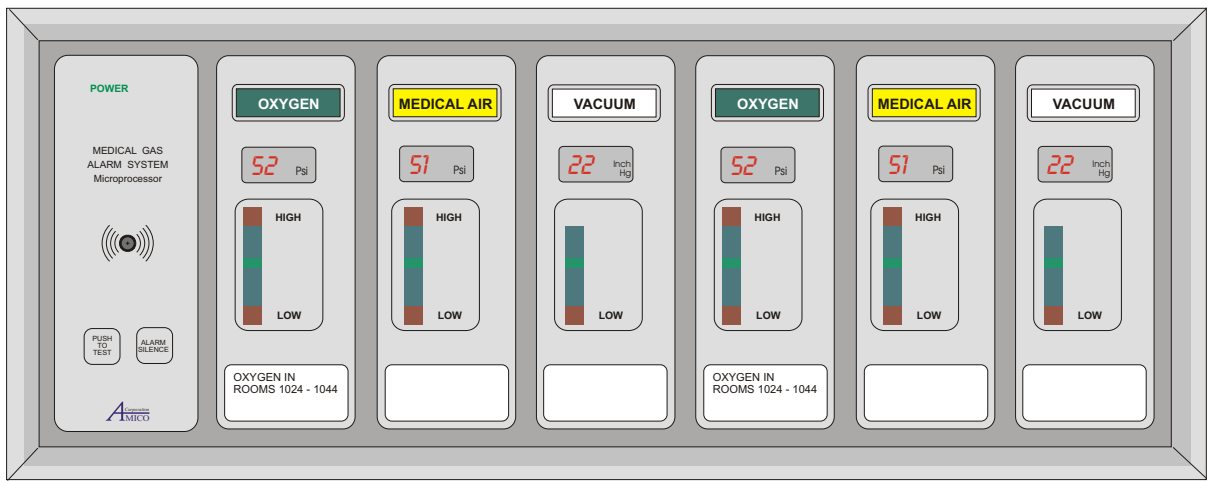




# INSTALLATION MANUAL FOR RETRO-FIT ALARM (CHEMETRON ANALOG)



# PRODUCT SPECIFICATIONS

The AMICO retro-fit alarm will allow an existing CHEMETRON / ALLIED alarm to be replaced, without removing the existing back box and pipe-stubs.

The filler frame enables the AMICO ALERT-2 Microprocessor alarm front assembly to sit onto the wall of the existing alarm panel. The filler frame acts like a spacer between the CHEMETRON box and the front assembly. Please make sure that gas is turned off before retro-fit alarm is installed.

# INSTALLATION INSTRUCTIONS

Refer to pages 3 & 4 for visual diagrams.

## STEP #1

Remove all internal components of the Chemetron alarm (mother board, power supply, sensors and all wiring). Remove the front frame and the display modules from back box.

## STEP #2

Ensure that the back box is clean of ALL screws, studs, stand-offs and insert tabs. Bend the lower front lip of the alarm box. Ensure that the lip is flat.

## STEP #3

Add the power supply to the far left corner of the back box assembly. Use 4 tapping screws to hold power supply into box. Use tapping screw for grounding wire. {Spacers are provided for installation of power supply}.

## STEP #4

Remove the brass hex fitting from the upper portion of the box pipe-stub assembly. Replace with the brass hex and female quick-connect fitting supplied by Amico.

## STEP #5

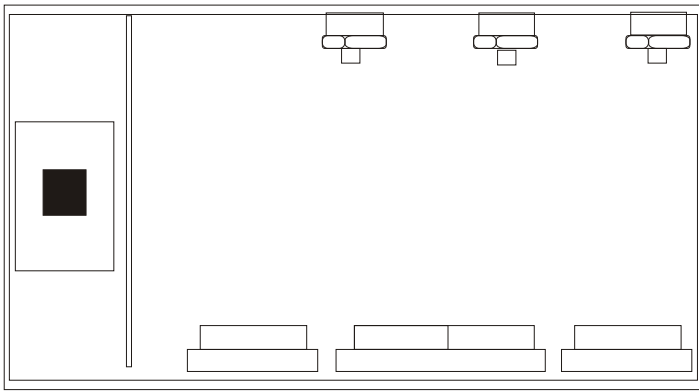
Connect into place the ALERT-2 sensor, which contains the male quick-connect fitting, instead of a DISS fitting (nut and nipple).

## STEP #6

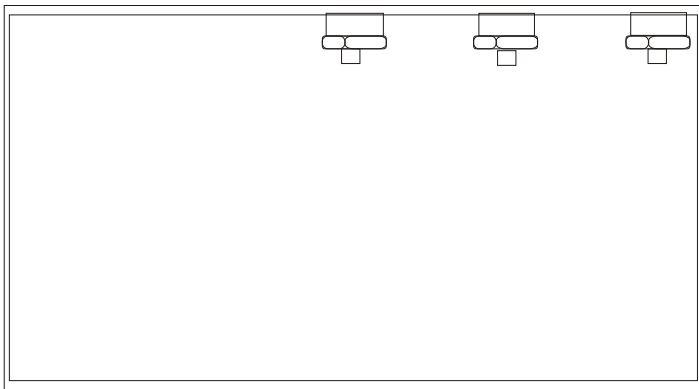
Add Amico filler frame to the wall surface. Ensure that the box on the wall is in the center of the filler frame.

## STEP #7

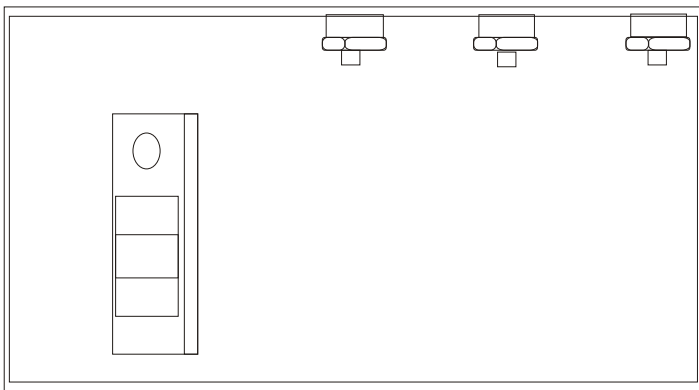
Install front assembly and follow the "INSTALLATION & OPERATION MANUAL OF ALERT-2 ALARM" (Also supplied with retro-fit alarm).



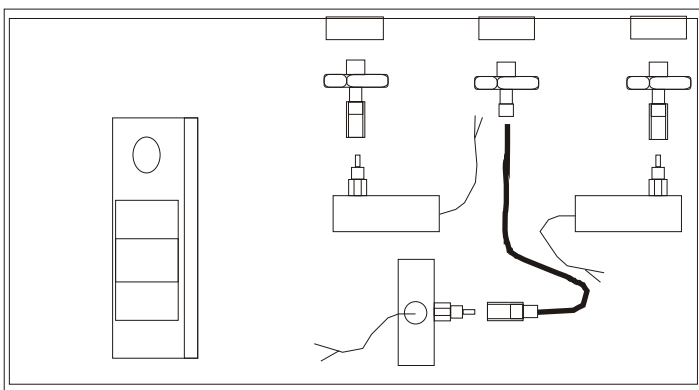
STEP #1



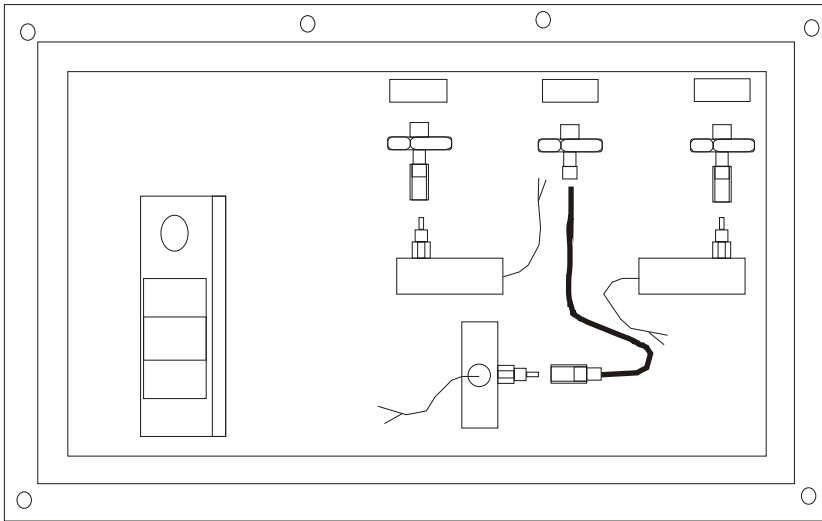
STEP #2



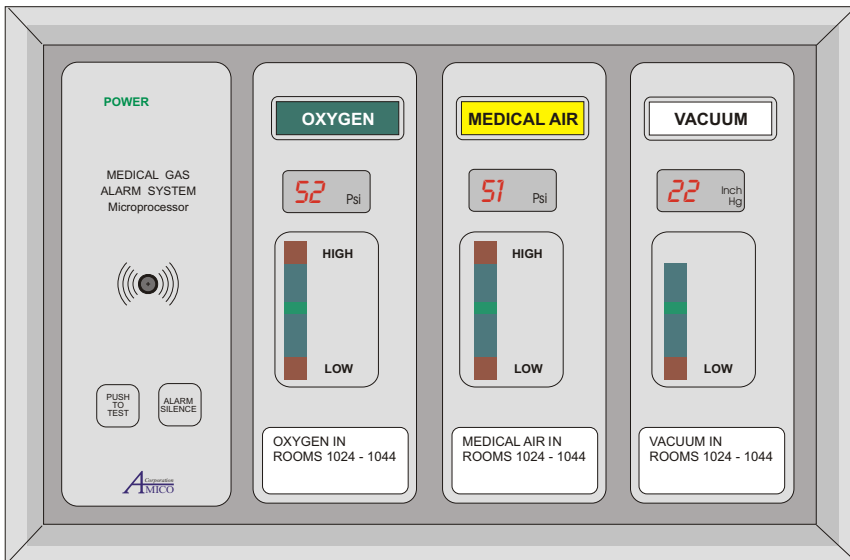
STEP #3



STEP #4 & 5



STEP #6



STEP #7



**121 Granton Drive, Unit #21  
 Richmond Hill, Ontario , Canada  
 L4B 3N4**

**Phone: (905) 764-0800  
 Fax: (905) 764-0862  
 Web Site: [www.amico.com](http://www.amico.com)**